



ಬೃಹತ್ ಬೆಂಗಳೂರು ಮಹಾನಗರ ಪಾಲಿಕೆ
Bruhat Bengaluru Mahanagara Palike



BBMP COVID-19 WAR ROOM 06.10.2022



OVERVIEW OF COVID-19 IN BENGALURU



CASE TRENDS

ACTIVE CASES

2,380

Confirmed Cases

75

18,72,279 #

Recovered Cases

5

18,52,911 #

Death Cases

0

16,988 #



HOSPITALIZATION

6

ICU – V

-

ICU

2

HDU

-

General

4

INCLUDES GOVT. QUOTA AND PRIVATE WALK-IN HOSPITALIZATION



VACCINATION

107

2,04,58,125 #

First Dose

3

96,74,636 #

Second Dose

14

94,71,869 #

Precaution Dose

90

13,11,620 #



TRIAGING

MTU

2

Tele Triage

71



ACTIVE CZs

0

MCZs (< 5 cases)

0

Clusters (> 5 cases)

0



TESTING

3,625

3,18,96,313 #

RAT

877

RTPCR

2,748

Positivity : 0.92%

*FOR LAST 7 DAYS

: indicates cumulative numbers till date



ABSTRACT OF COVID-19 SCENARIO IN BENGALURU

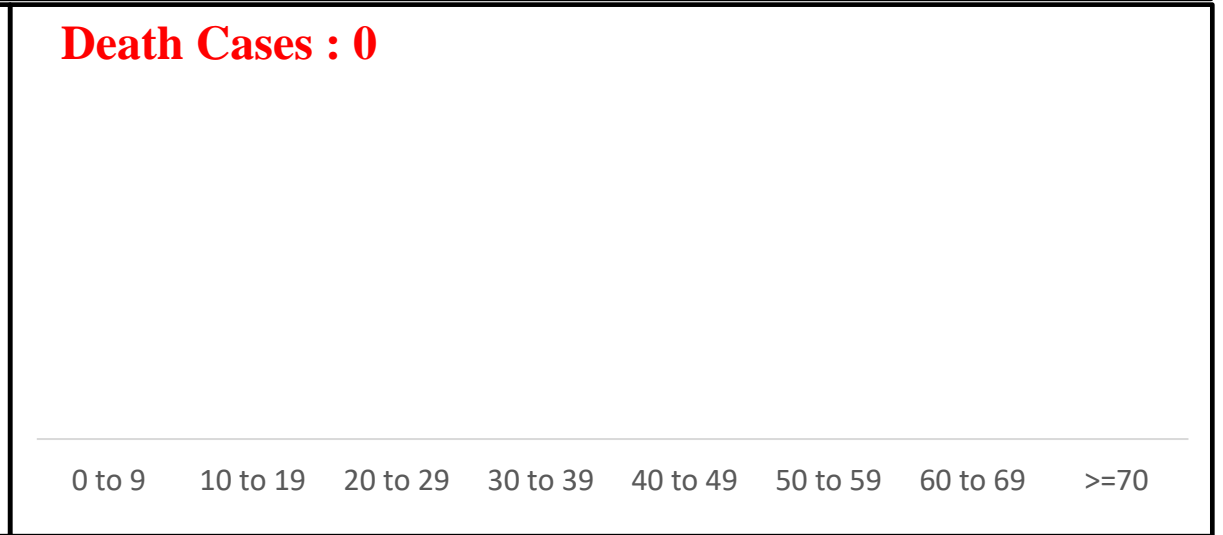
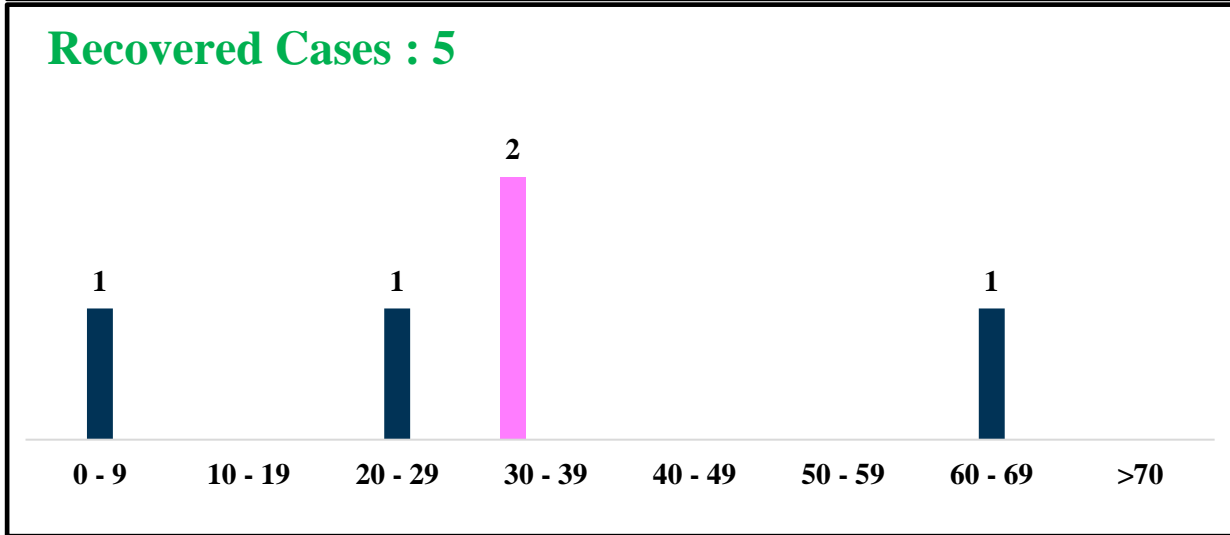
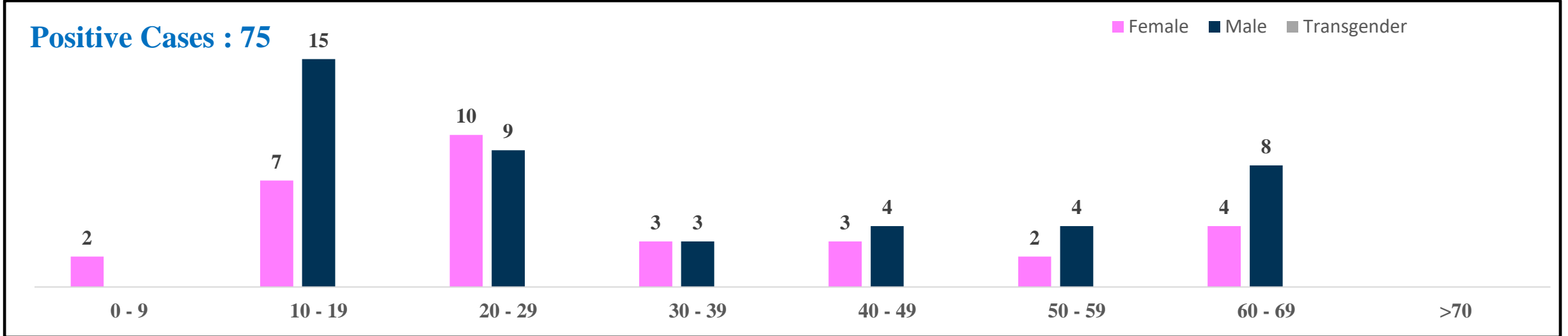


	MALE			FEMALE			TRANSGENDER			TOTAL		
	Last 24 Hours	Last 7 Days	Cumulative	Last 24 Hours	Last 7 Days	Cumulative	Last 24 Hours	Last 7 Days	Cumulative	Last 24 Hours	Last 7 Days	Cumulative
Positive Cases	44	188	11,03,457	31	156	7,67,930	0	0	196	75	344	18,72,279
Recovered Cases	3	94	10,91,129	2	55	7,61,688	0	0	187	5	149	18,52,911
Death Cases	0	0	10,759	0	1	6,225	0	0	4	0	1	16,988
Total Tests Done	In Last 24 hrs. : 3,625			In last 7 days : 37,623			Cumulative : 3,18,96,313					
Vaccine Doses Administered	In Last 24 hrs. : 107			In last 7 days : 6,500			Cumulative : 2,04,58,125					
ACTIVE CASES							2,380					

*Covid deaths occurred today : 00 | Covid deaths occurred beyond last 24hrs., reported today : 00

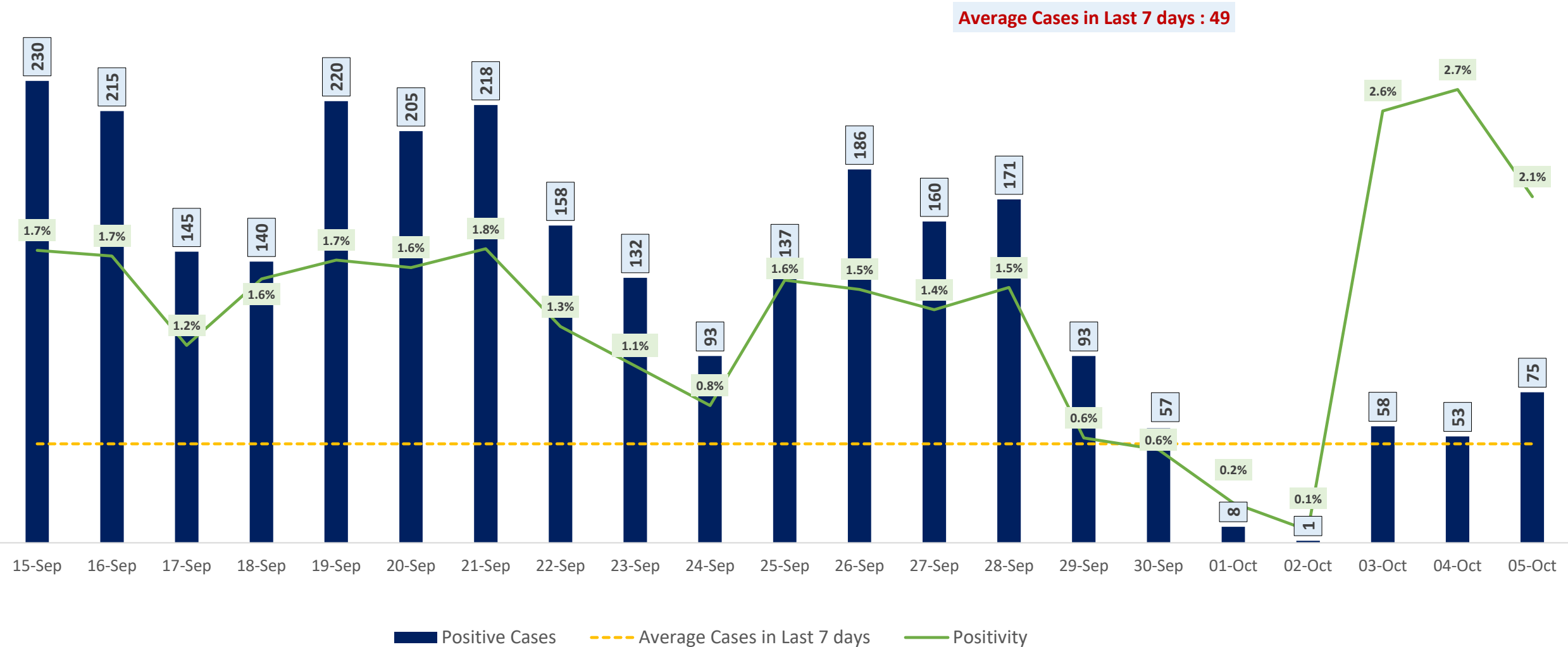


LAST 24 HOURS AGE GROUP AND GENDER WISE DISTRIBUTION





POSITIVITY RATE OF BENGALURU – LAST 21 DAYS

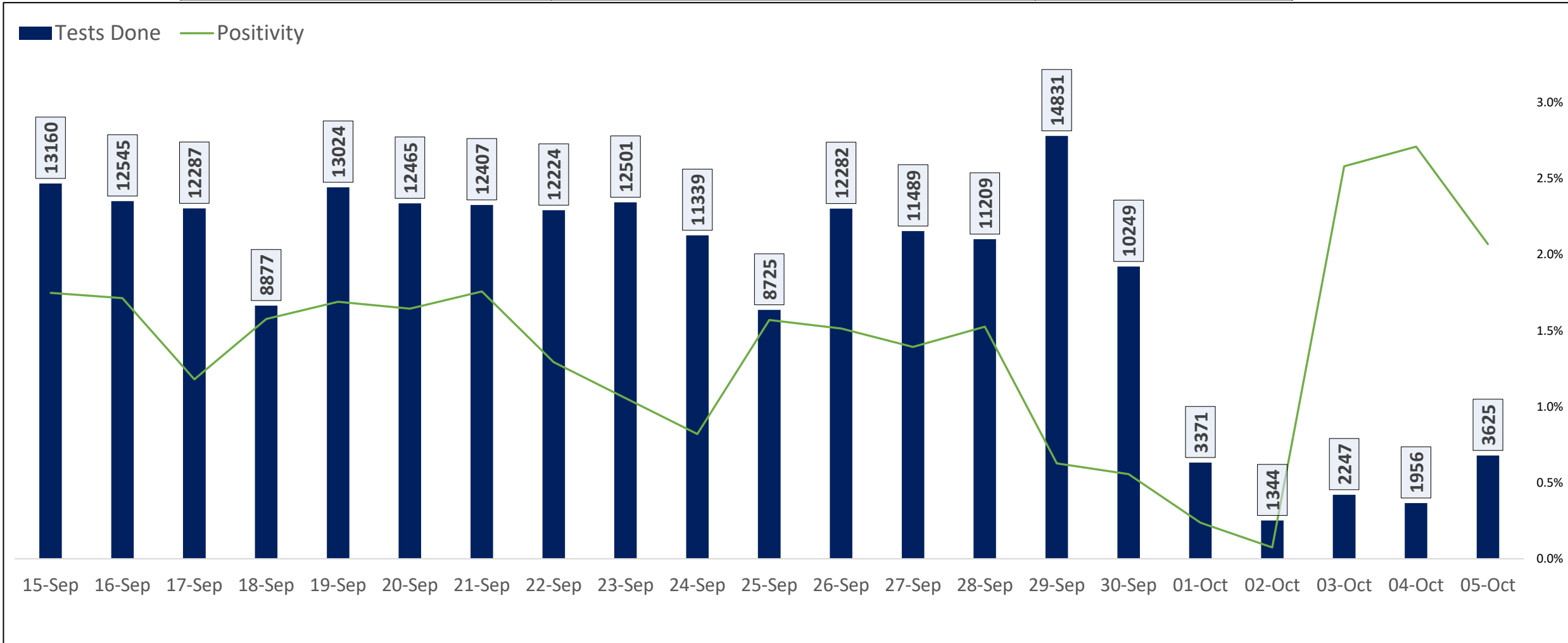




TESTING TRENDS IN BENGALURU

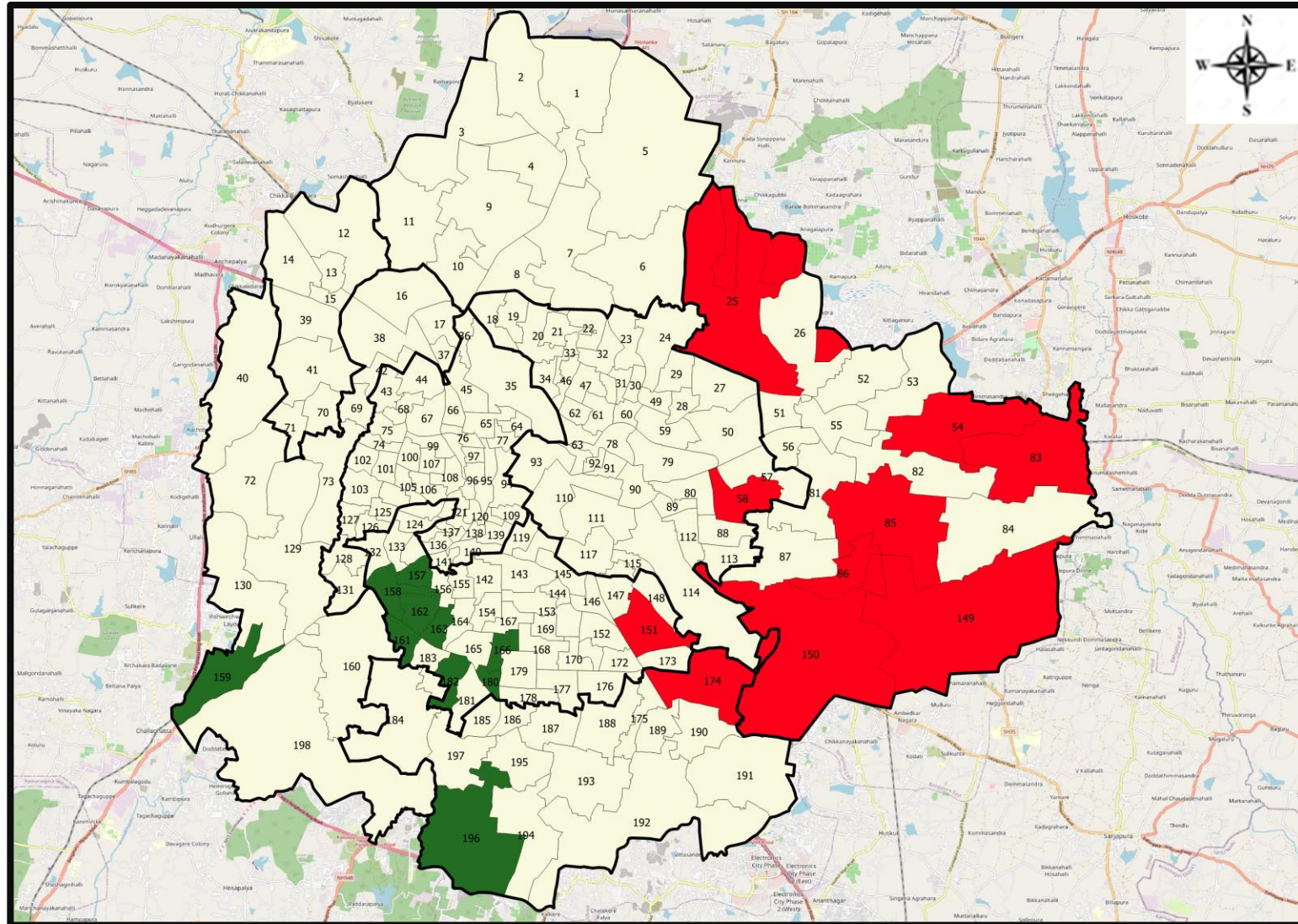


Total Test Conducted Till Date	Test Conducted Last 24 hours	Last 7 Days Average
3,18,96,313	3,625	5,375





BENGALURU URBAN MAP SHOWING TREND OF POSITIVE CASES IN LAST 7 DAYS



Top 10 wards reporting highest number of positive cases in last 7 days

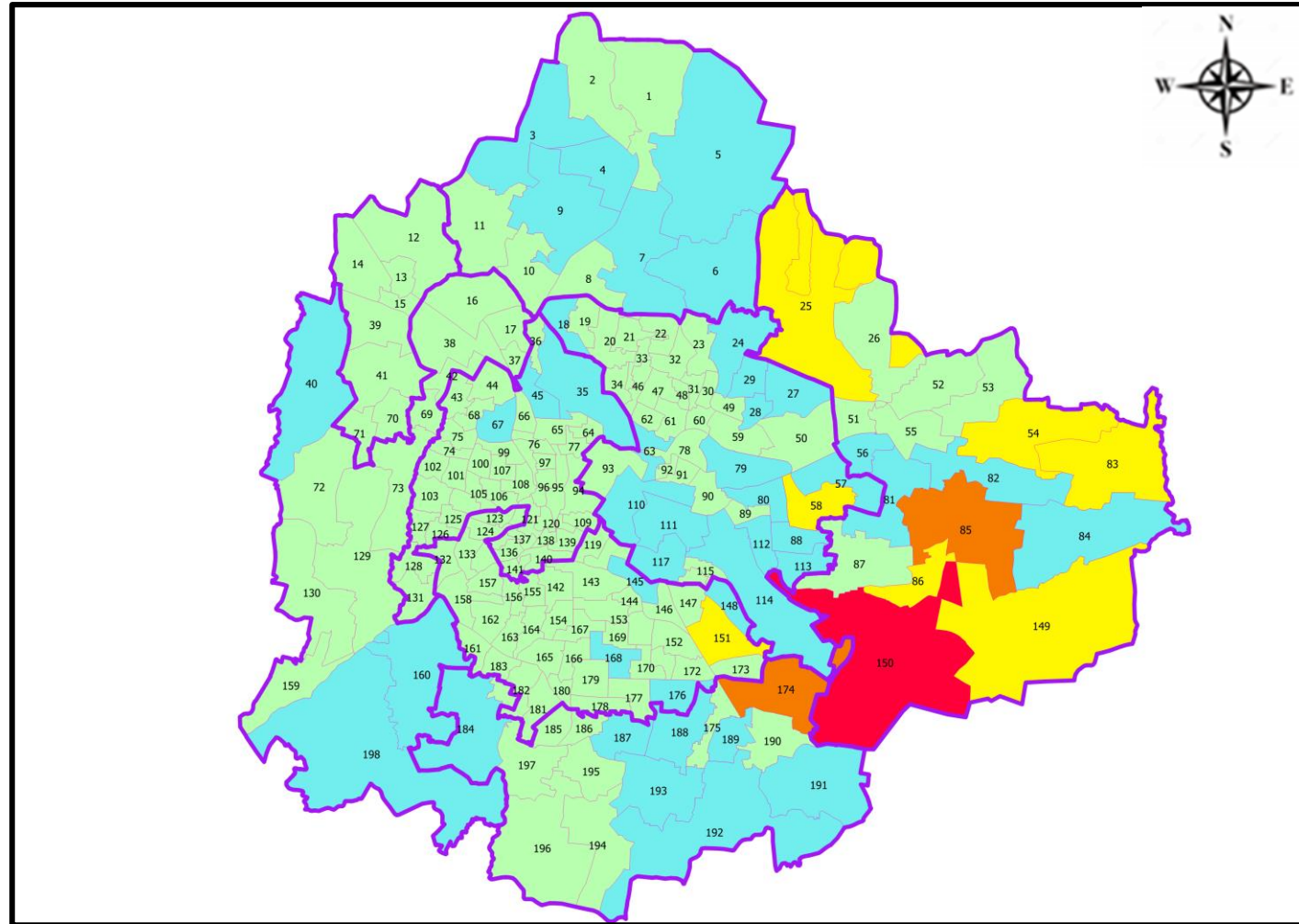
Ward No.	Ward Name	Daily Cases Average
150	Bellanduru	9
174	HSR Layout	3
85	Dodda Nekkundi	3
58	New Tippasandra	3
83	Kadugodi	3
149	Varthuru	3
25	Horamavu	2
54	Hudi	2
86	Marattahalli	2
151	Koramangala	2







Top 10 wards reporting least number of positive cases in last 7 days

Ward No.	Ward Name	Daily Cases Average
157	Gali Anjaneya Temple	0
158	Deepanjali Nagara	0
159	Kengeri	0
161	Hosakerehalli	0
162	Girinagara	0
163	Katriguppe	0
166	Karisandra	0
180	Banashankari Temple Ward	0
182	Padmanabha Nagar	0
196	Anjanapura	0



BENGALURU MAP SHOWING INTENSITY OF POSITIVE CASES IN LAST 7 DAYS



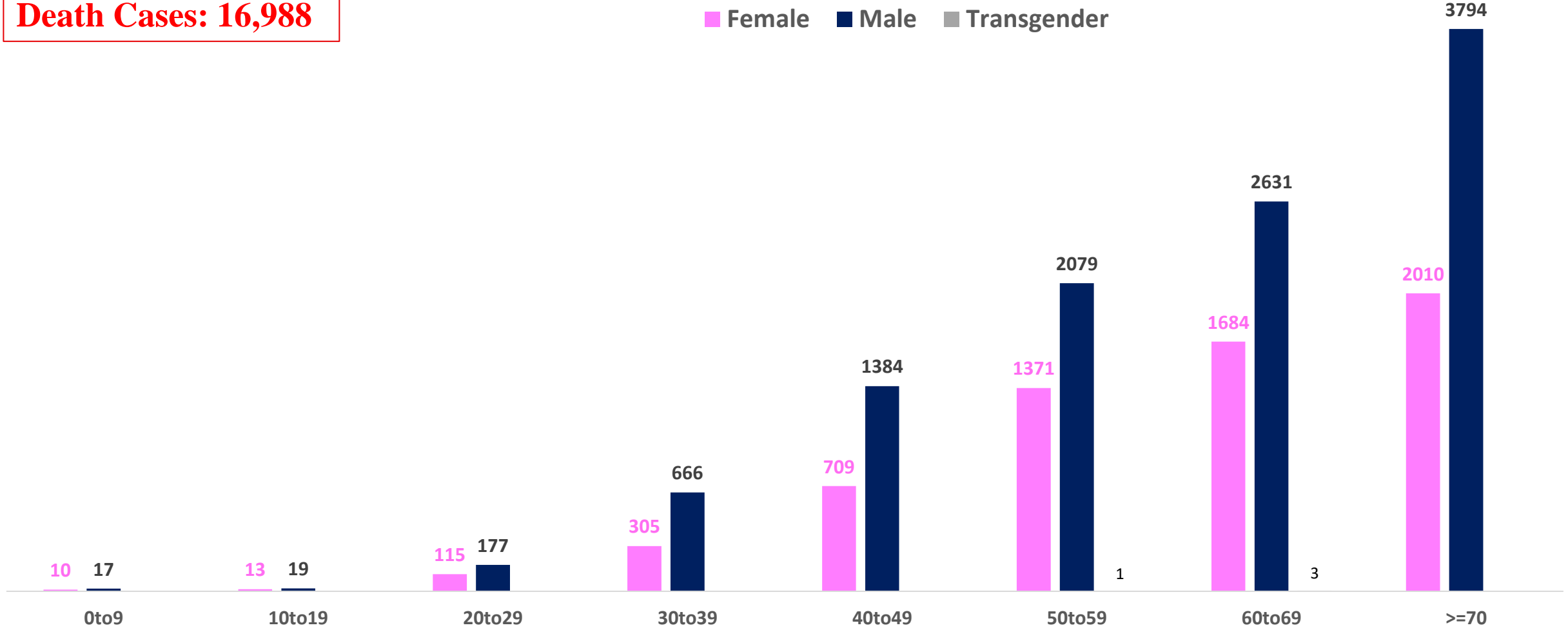
-  **Level 1 : 0 to 3 Cases**
-  **Level 2 : 3 to 10 Cases**
-  **Level 3 : 10 to 20 Cases**
-  **Level 4 : 20 to 50 Cases**
-  **Level 5 : More than 50 Cases**
-  **Zone Boundaries**



AGE AND GENDER WISE DISTRIBUTION OF DEATH CASES



Death Cases: 16,988





COVID-19 SCENARIO IN BENGALURU AND OTHER METROPOLITAN CITIES



CITY NAME	Positive Cases	Active Cases	Recovered	Deceased	Vaccine Doses Administered
New Delhi	20,03,650	359	19,76,788	26,503	3,72,61,557
Bengaluru*	18,72,279	2,380	18,52,911	16,988	2,37,43,408
Mumbai	11,49,779	784	11,29,262	19,733	2,21,19,538
Chennai	7,90,904	2,336	7,79,498	9,070	1,13,66,128

Source : <https://dashboard.cowin.gov.in/> at 4:00pm (06.10.2022)
Source : <https://www.covid19bharat.org/> at 4:00pm (06.10.2022)

*includes BBMP & Bengaluru Urban



SNAPSHOT OF COVID-19 CASES IN BENGALURU URBAN



**Total Wards With
< =10 Cases* :
186**

**Tests Conducted
on 04.10.2022:
3,625**

**Recovery
Rate*:
98.97%**

**Total
Active Cases :
2,380**

**Total Vaccinated
on 04.10.2022:
107**

**Positivity
Rate* :
0.92%**

**Active
Rate*:
0.13%**

**Case
Fatality Rate* :
0.29%**





*Total positive cases In the past 7 days

*CFR and positivity is for Past 7 days



ಬೃಹತ್ ಬೆಂಗಳೂರು ಮಹಾನಗರ ಪಾಲಿಕೆ
Bruhat Bengaluru Mahanagara Palike



Download BBMP Bulletin	https://apps.bbmpgov.in/covid19/mediabulletin.php
To register for vaccination :	https://selfregistration.cowin.gov.in/
BBMP COVID19 Dashboard:	https://apps.bbmpgov.in/covid19/
Follow us on:	 www.facebook.com/bbmp.comm1/
	 twitter.com/BBMPCOMM
	  BBMPSplHealth

Issued by:

Honorable Chief Commissioner, BBMP
Special Commissioner Health & IT, BBMP
MD, Bengaluru Smart City Limited

THANK YOU !



75 ಸ್ವಾತಂತ್ರ್ಯ ಅಮೃತ ಮಹೋತ್ಸವ

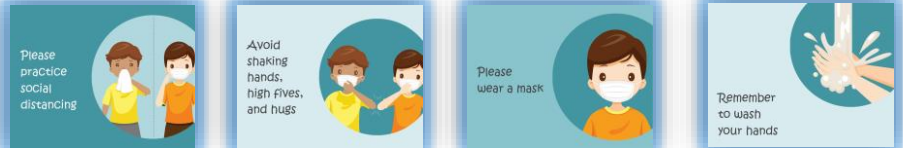
ಅರೋಗ್ಯ ಮತ್ತು ಕುಟುಂಬ ಕಲ್ಯಾಣ ಇಲಾಖೆ

ಯಾಕೆ ಎಲ್ಲರೂ ಮಾಸ್ಕ್ ಧರಿಸಿಲ್ಲ. ಕೋವಿಡ್ ಕೊನೆಗೊಂಡಿದೆಯೇ?

ಇನ್ನೂ ಇಲ್ಲ. ಕೋವಿಡ್ ನಮ್ಮ ನಡುವೆ ಇನ್ನೂ ಇದೆ. ನಾವು ಮಾಸ್ಕ್ ಧರಿಸುವುದನ್ನು ಮುಂದುವರಿಸಬೇಕು, ದೈಹಿಕ ಅಂತರವನ್ನು ಕಾಯ್ದುಕೊಳ್ಳಬೇಕು ಮತ್ತು ಕೈಗಳ ನೈರ್ಮಲ್ಯವನ್ನು ಕಾಪಾಡಿಕೊಳ್ಳಬೇಕು. ಇದು ನಮ್ಮೆಲ್ಲರ ಜವಾಬ್ದಾರಿ.

ಮಾಸ್ಕ್ ಧರಿಸಿ | ದೈಹಿಕ ಅಂತರ ಪಾಲಿಸಿ | ಕೈಗಳ ಸ್ವಚ್ಛತೆ ಕಾಪಾಡಿಕೊಳ್ಳಿ | ಗುಂಪು ಸೇರುವುದನ್ನು ತಪ್ಪಿಸಿ | ಸ್ವಯಂಕ್ಷೇಪಕವಾಗಿ ಲಸಿಕೆ ಪಡೆಯಿರಿ

ಹೆಚ್ಚಿನ ಮಾಹಿತಿಗಾಗಿ 24X7 ಉಚಿತ ಅರೋಗ್ಯ ಸಹಾಯವಾಣಿ 104 ಕ್ಕೆ ಕರೆ ಮಾಡಿ | ಎಲ್ಲರಿಗೂ ಅರೋಗ್ಯ ಎಲ್ಲೆಡೆಯೂ ಅರೋಗ್ಯ



Please practice social distancing

Avoid shaking hands, high fives, and hugs

Please wear a mask

Remember to wash your hands